

SALIVA SCREEN 5 TEST

- ✓ EASY TO USE
- ✓ RESULT IN 10 MINS
- ✓ 5 DRUG TEST COMBINATION FOR YOUR CONVENIENCE

The Syntron Bioresearch SalivaScreen 5 Test is an easy, fast, qualitative, visually read competitive binding immunoassay method for screening human saliva.*

CREATE YOUR OWN COMBINATIONS:

DRUG CLASS		SENSITIVITY
OPIATES/MORPHINE	OPI	30 ng/ml
MARIJUANA	THC	20 ng/ml
COCAINE/BENZOYLECGONINE	COC	30 ng/ml
METHADONE	MAD	30 ng/ml
METHAMPHETAMINE	MET	50 ng/ml
PHENCYCLIDINE	PCP	5 ng/ml
AMPHETAMINE	AMP	50 ng/ml
BENZODIAZEPINE	BZD	50 ng/ml

REAGENTS AND MATERIALS PROVIDED:

Saliva Collection System - Test Device, Plastic Tube & Saliva Swab.

2774 Loker Avenue West, Carlsbad, CA 92008 U.S.A.
Tel : (760) 930-2200 Fax : (760) 930-2212 Web : www.syntron.net



Product ID# 70500
* For Forensic Use Only

PATIENT SAMPLING AND TEST PROCEDURE

1. Remove the Saliva Collection System out of the pouch. (Fig. 1)
2. Place foam end of the Saliva Swab into the patient's mouth and gently move it for up to 2 minutes to let sufficient saliva collect in the foam. (Fig. 2)
3. Remove the Saliva Swab out of the patient's mouth and place it inside the plastic tube. (Fig. 3)
4. Push the swab (with the foam inside) to extricate six (6) drops of the saliva directly onto the sample well of the device. (Fig. 3)
5. Read result in 10 minutes.

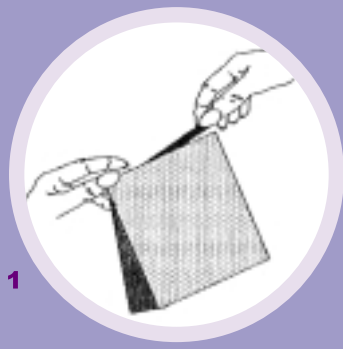


FIG. 1



FIG. 2

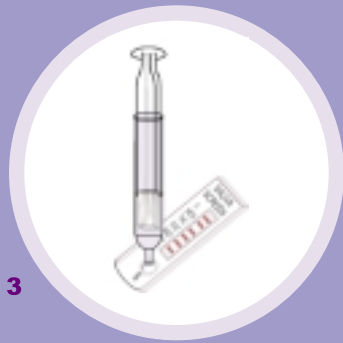
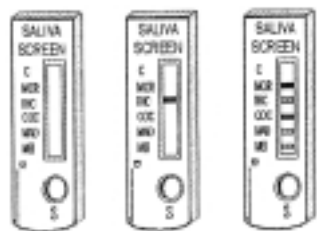


FIG. 3

INTERPRETATION OF RESULTS



Invalid - No control line

POSITIVE : A rose-pink band will appear in the Control Zone(C). No color band will appear in the corresponding test zone.

NEGATIVE : A rose-pink band will appear in the Control Zone(C) AND in the corresponding test zone.

INVALID : If a color band does not appear in the control zone area then the test is invalid.

Note: There is no meaning attributed to line color intensity or width.

